

# AirCheckup™ AC7 Air Particle Indicator

## INSTRUCTIONS

Kit contents: 1 indicator card, resealable sampler bag, instructions and postage paid return mailer for optional laboratory processing.

Function: The card is equipped with one air particle indicator that darkens if exposed to air contamination.

Recommended test period: 1 to 7 days for a short term environmental assessment (can be used to visually monitor air quality for up to one year).

The sampler can be sent for laboratory processing at any time. The lab report serves as a legal document for environmental audits and when assessing insurance damages caused by contamination events. To order, check one or more tests on the back of the return mailer when sending the sampler to our lab. We will email you a proforma (non-binding) invoice and send the lab report after receiving payment. For more information please visit [aircheckup.com](http://aircheckup.com) or contact us.

Use of this product subject to TERMS at [www.aircheckup.com](http://www.aircheckup.com)  
Manufactured by:

Technology Care LLC  
Birmensdorferstrasse 467  
8055 Zurich, Switzerland  
Tel. 044 450 85 60, Email: [contact@technologycare.com](mailto:contact@technologycare.com)

© Technology Care LLC - All rights reserved - Intl. Patents Pending

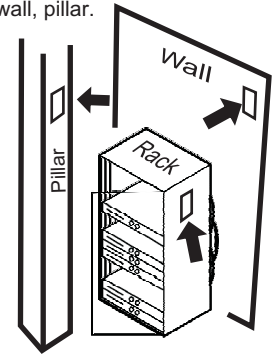
## Test Start

1

Write the start date/time on the back of the return mailer.

2

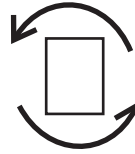
Stick the sampler to a vertical\* surface where it will not get wet such as a wall, pillar.



## Test End

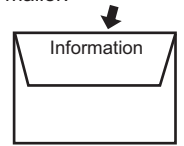
1

Slowly rotate sampler to remove. Do not pull since this could damage painted surfaces. Rub to remove remaining adhesive.



Write the end date/time and other information on the back of the return mailer.

2



3

Seal sampler in sampler bag and send to our laboratory with the postage-paid mailer.

\* For short term tests (1 - 7 days) we recommend that the sampler be placed in a horizontal position (e.g table or shelf). Check "horizontal" or "vertical" on the back of the return mailer.